

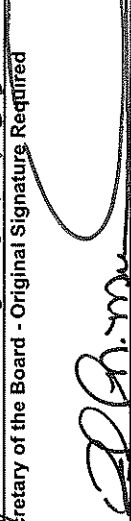


**FINAL GENERAL FUND BUDGET**

Fiscal Year 2022-2023

General Fund Budget Approval

Date of Adoption of the General Fund Budget:

  
\_\_\_\_\_  
President of the Board - Original Signature Required6/13/22  
\_\_\_\_\_  
Date  
\_\_\_\_\_  
Secretary of the Board - Original Signature Required6/13/22  
\_\_\_\_\_  
Date  
\_\_\_\_\_  
Chief School Administrator - Original Signature Required6-14-22  
\_\_\_\_\_  
Date

VICTOR ORLANDO

(610)645-1970 Extn :

Contact Person

Telephone

Extension

orlandv@lmsd.org

Email Address

# CERTIFICATION OF ESTIMATED ENDING FUND BALANCE FROM 2022-2023 GENERAL FUND BUDGET

24 PS 6-688

(10/2010)

SCHOOL DISTRICT : Lower Merion SD	COUNTY : Montgomery	AUN : 123464502
--------------------------------------	------------------------	--------------------

No school district shall approve an increase in real property taxes unless it has adopted a budget that includes an estimated, ending unreserved undesignated fund balance (unassigned) less than the specified percentage of its total budgeted expenditures:

Total Budgeted Expenditures	Fund Balance % Limit (less than)
Less Than or Equal to \$11,999,999	12.0%
Between \$12,000,000 and \$12,999,999	11.5%
Between \$13,000,000 and \$13,999,999	11.0%
Between \$14,000,000 and \$14,999,999	10.5%
Between \$15,000,000 and \$15,999,999	10.0%
Between \$16,000,000 and \$16,999,999	9.5%
Between \$17,000,000 and \$17,999,999	9.0%
Between \$18,000,000 and \$18,999,999	8.5%
Greater Than or Equal to \$19,000,000	8.0%

Did you raise property taxes in SY 2022-2023 (compared to 2021-2022) ?

Yes

☒

No

☐

If yes, see information below, taken from the 2022-2023 General Fund Budget.

Total Budgeted Expenditures	\$303949718
Ending Unassigned Fund Balance	\$2556682
Ending Unassigned Fund Balance as a percentage (%) of Total Budgeted Expenditures	0.84%

The Estimated Ending Unassigned Fund Balance is within the allowable limits.


Yes

☒

No

☐

I hereby certify that the above information is accurate and complete.

SIGNATURE OF SUPERINTENDENT 	DATE 6-14-22
--	-----------------

DUE DATE: AUGUST 15, 2022

FOR PUBLIC INSPECTION OF 2022-2023 PROPOSED BUDGET


24 PS 6-687(a)(1)

(03/2006)

School District Name : Lower Merion SD	County : Montgomery	AUN Number : 123464502
---	------------------------	---------------------------

Section 687(a)(1) of the School Code requires the president of the board of school directors of each school district to certify to the Department of Education that the proposed budget was prepared, presented and will be made available for public inspection using the uniform form prepared and furnished by the Department of Education.

I hereby certify that the above information is accurate and complete.

SIGNATURE OF SCHOOL BOARD PRESIDENT	DATE
	4/25/22

DUE DATE: IMMEDIATELY FOLLOWING  
ADOPTION OF PROPOSED  
FINAL GENERAL FUND BUDGET

<u>Val Number</u>	<u>Description</u>	<u>Justification</u>
8060	Ending Fund Balance Entry and Budgetary Reserve: If 5900 Budgetary Reserve is not equal to 0, a justification must be entered below.	To provide for contingencies
8080	Ending Fund Balance Entry and Budgetary Reserve: If 0850 Estimated Ending Unassigned Fund Balance is not equal to 0, a justification must be entered below.	To provide for future needs of the school district
8150	Ending Fund Balance Entry and Budgetary Reserve: If 0830 Committed Fund Balance is not equal to 0, a justification must be entered below.	Funds committed for Future PSERS obligations stabilization and future post-employment benefits
8160	Ending Fund Balance Entry and Budgetary Reserve: If 0840 Assigned Fund Balance is not equal to 0, a justification must be entered below.	Segregated due to pending budget litigation

<u>ITEM</u>	<u>AMOUNTS</u>
<b>Estimated Beginning Unreserved Fund Balance Available for Appropriation and Reserves Scheduled For Liquidation During The Fiscal Year</b>	
0810 Nonspendable Fund Balance	292,407
0820 Restricted Fund Balance	
0830 Committed Fund Balance	13,300,000
0840 Assigned Fund Balance	12,000,000
0850 Unassigned Fund Balance	2,556,682
<b>Total Estimated Beginning Unreserved Fund Balance Available for Appropriation and Reserves Scheduled For Liquidation During The Fiscal Year</b>	<b><u>\$27,856,682</u></b>
<b>Estimated Revenues And Other Financing Sources</b>	
6000 Revenue from Local Sources	255,334,354
7000 Revenue from State Sources	45,582,230
8000 Revenue from Federal Sources	3,033,134
9000 Other Financing Sources	
<b>Total Estimated Revenues And Other Financing Sources</b>	<b><u>\$303,949,718</u></b>
<b>Total Estimated Fund Balance, Revenues, and Other Financing Sources Available for Appropriation</b>	<b><u>\$331,806,400</u></b>

	<u>Amount</u>
<b>REVENUE FROM LOCAL SOURCES</b>	
6111 Current Real Estate Taxes	240,570,551
6112 Interim Real Estate Taxes	1,400,000
6113 Public Utility Realty Taxes	230,000
6140 Current Act 511 Taxes - Flat Rate Assessments	220,000
6150 Current Act 511 Taxes - Proportional Assessments	5,400,000
6400 Delinquencies on Taxes Levied / Assessed by the LEA	4,000,000
6500 Earnings on Investments	1,500,000
6700 Revenues from LEA Activities	30,000
6800 Revenues from Intermediary Sources / Pass-Through Funds	1,500,000
6910 Rentals	225,000
6920 Contributions and Donations from Private Sources	5,000
6940 Tuition from Patrons	100,000
6980 Revenue from Community Services Activities	50,000
6990 Refunds and Other Miscellaneous Revenue	103,803
<b>REVENUE FROM LOCAL SOURCES</b>	<b>\$255,334,354</b>
<b>REVENUE FROM STATE SOURCES</b>	
7111 Basic Education Funding-Formula	4,731,284
7112 Basic Education Funding-Social Security	5,410,000
7160 Tuition for Orphans Subsidy	125,000
7271 Special Education funds for School-Aged Pupils	3,336,724
7311 Pupil Transportation Subsidy	1,450,000
7312 Nonpublic and Charter School Pupil Transportation Subsidy	350,000
7320 Rental and Sinking Fund Payments / Building Reimbursement Subsidy	250,000
7330 Health Services (Medical, Dental, Nurse, Act 25)	250,000
7340 State Property Tax Reduction Allocation	4,378,611
7505 Ready to Learn Block Grant	240,611
7820 State Share of Retirement Contributions	25,060,000
<b>REVENUE FROM STATE SOURCES</b>	<b>\$45,582,230</b>
<b>REVENUE FROM FEDERAL SOURCES</b>	
8514 NCLB, Title I - Improving the Academic Achievement of the Disadvantaged	300,000
8515 NCLB, Title II - Preparing, Training and Recruiting High Quality Teachers and Principals	145,000
8516 NCLB, Title III - Language Instruction for Limited English Proficient and Immigrant Students	57,000
8517 NCLB, Title IV - 21St Century Schools	20,000
8744 ARP ESSER - Elementary and Secondary School Emergency Relief Fund	1,266,134

	<u>Amount</u>
<b>REVENUE FROM FEDERAL SOURCES</b>	
8810 School-Based Access Medicaid Reimbursement Program (SBAP) Reimbursements (Access)	1,200,000
8820 Medical Assistance Reimbursement for Administrative Claiming (Quarterly) Program	45,000
<b>REVENUE FROM FEDERAL SOURCES</b>	<b>\$3,033,134</b>
<b>TOTAL ESTIMATED REVENUES AND OTHER SOURCES</b>	<b>303,949,718</b>

Act 1 Index (current): 3.4%

Calculation Method:	Rate	
Approx. Tax Revenue from RE Taxes:	\$240,570,551	
Amount of Tax Relief for Homestead Exclusions	<u>\$4,378,611</u>	
Total Approx. Tax Revenue:	\$244,949,162	
Approx. Tax Levy for Tax Rate Calculation:	\$252,389,488	
	Montgomery	Total

2021-22 Data		
a. Assessed Value	\$8,026,305,869	\$8,026,305,869
b. Real Estate Mills	30.7768	
I. 2022-23 Data		
c. 2020 STEB Market Value	\$14,309,259,282	\$14,309,259,282
d. Assessed Value	\$8,088,240,099	\$8,088,240,099
e. Assessed Value of New Constr/ Renov	\$0	\$0
2021-22 Calculations		
f. 2021-22 Tax Levy	\$247,024,010	\$247,024,010
(a * b)		
2022-23 Calculations		
g. Percent of Total Market Value	100.00000%	100.00000%
h. Rebalanced 2021-22 Tax Levy	\$247,024,010	\$247,024,010
(f Total * g)		
i. Base Mills Subject to Index	30.7768	
(h / a * 1000) if no reassessment		
(h / (d-e) * 1000) if reassessment		
Calculation of Tax Rates and Levies Generated		
j. Weighted Avg. Collection Percentage	97.00000%	97.00000%
k. Tax Levy Needed	\$252,389,488	\$252,389,488
(Approx. Tax Levy * g)		
I. 2022-23 Real Estate Tax Rate	31.2045	
(k / d * 1000)		
m. Tax Levy Generated by Mills	\$252,389,488	\$252,389,488
(l / 1000 * d)		
n. Tax Levy minus Tax Relief for Homestead Exclusions		\$248,010,877
(m - Amount of Tax Relief for Homestead Exclusions)		
o. Net Tax Revenue Generated By Mills		\$240,570,551
(n * Est. Pct. Collection)		



Act 1 Index (current): 3.4%

Calculation Method:	Rate	
Approx. Tax Revenue from RE Taxes:	\$240,570,551	
Amount of Tax Relief for Homestead Exclusions	<u>\$4,378,611</u>	
Total Approx. Tax Revenue:	\$244,949,162	
Approx. Tax Levy for Tax Rate Calculation:	\$252,389,488	
	Montgomery	Total

Index Maximums		
p. Maximum Mills Based On Index (i * (1 + Index))	31.8232	
q. Mills In Excess of Index (if (l > p), (l - p))	0.0000	
r. Maximum Tax Levy Based On Index (p / 1000 * d)	\$257,393,682	\$257,393,682
IV. s. Millage Rate within Index? (If l > p Then No)	Yes	
t. Tax Levy In Excess of Index (if (m > r), (m - r))	\$0	\$0
u. Tax Revenue In Excess of Index (t * Est. Pct. Collection)	\$0	\$0

Information Related to Property Tax Relief		
V. Assessed Value Exclusion per Homestead	\$9,379.00	
Number of Homestead/Farmstead Properties	14961	14961
Median Assessed Value of Homestead Properties		\$265,000

Act 1 Index (current): 3.4%

Calculation Method:	Rate
Approx. Tax Revenue from RE Taxes:	\$240,570,551
Amount of Tax Relief for Homestead Exclusions	<u>\$4,378,611</u>
Total Approx. Tax Revenue:	\$244,949,162
Approx. Tax Levy for Tax Rate Calculation:	\$252,389,488
	Montgomery
	Total

State Property Tax Reduction Allocation used for: Homestead Exclusions	\$4,378,611	Lowering RE Tax Rate	\$0	\$4,378,611
Prior Year State Property Tax Reduction Allocation used for: Homestead Exclusions	\$0			\$0
Amount of Tax Relief from State/Local Sources				\$4,378,611

CODE									
6111 <u>Current Real Estate Taxes</u>				<u>Amount of Tax Relief for Homestead Exclusions</u>	<u>Tax Levy Minus Homestead Exclusions</u>		<u>Percent Collected</u>	<u>Net Tax Revenue Generated By Mills</u>	
<u>County Name</u>	<u>Taxable Assessed Value</u>	<u>Real Estate Mills</u>	<u>Tax Levy Generated by Mills</u>						
Montgomery	8,088,240,099	31.2045	252,389,488				97.00000%		
<b>Totals:</b>	<b>8,088,240,099</b>		<b>252,389,488</b>	-	4,378,611	=	248,010,877	X	97.00000% = 240,570,551
				<u>Rate</u>					<u>Estimated Revenue</u>
6120	<u>Current Per Capita Taxes, Section 679</u>			\$0.00					0
6140	<u>Current Act 511 Taxes– Flat Rate Assessments</u>			<u>Rate</u>	<u>Add'l Rate (if appl.)</u>		<u>Tax Levy</u>		<u>Estimated Revenue</u>
6141	Current Act 511 Per Capita Taxes			\$0.00	\$0.00		0		0
6142	Current Act 511 Occupation Taxes– Flat Rate			\$0.00	\$0.00		0		0
6143	Current Act 511 Local Services Taxes			\$5.00	\$0.00		220,000		220,000
6144	Current Act 511 Trailer Taxes			\$0.00	\$0.00		0		0
6145	Current Act 511 Business Privilege Taxes– Flat Rate			\$0.00	\$0.00		0		0
6146	Current Act 511 Mechanical Device Taxes– Flat Rate			\$0.00	\$0.00		0		0
6149	Current Act 511 Taxes, Other Flat Rate Assessments			\$0.00	\$0.00		0		0
<b>Total Current Act 511 Taxes – Flat Rate Assessments</b>							<b>220,000</b>		<b>220,000</b>
6150	<u>Current Act 511 Taxes– Proportional Assessments</u>			<u>Rate</u>	<u>Add'l Rate (if appl.)</u>		<u>Tax Levy</u>		<u>Estimated Revenue</u>
6151	Current Act 511 Earned Income Taxes			0.000%	0.000%		0		0
6152	Current Act 511 Occupation Taxes			0.000	0.000		0		0
6153	Current Act 511 Real Estate Transfer Taxes			1.000%	0.000%		5,400,000		5,400,000
6154	Current Act 511 Amusement Taxes			0.000%	0.000%		0		0
6155	Current Act 511 Business Privilege Taxes			0.000	0.000		0		0
6156	Current Act 511 Mechanical Device Taxes– Percentage			0.000%	0.000%		0		0
6157	Current Act 511 Mercantile Taxes			0.000	0.000		0		0
6159	Current Act 511 Taxes, Other Proportional Assessments			0	0		0		0
<b>Total Current Act 511 Taxes – Proportional Assessments</b>							<b>5,400,000</b>		<b>5,400,000</b>
<b>Total Act 511, Current Taxes</b>									<b>5,620,000</b>
<b>Act 511 Tax Limit --&gt;</b>					<b>14,309,259,282</b>	<b>X</b>	<b>12</b>		<b>171,711,111</b>
					<b>Market Value</b>		<b>Mills</b>		<b>(511 Limit)</b>

LEA : 123464502    Lower Merion SD

Tax Function	Description	Tax Rate Charged in:		Percent Change in Rate	Less than or equal to Index	Index	Additional Tax Rate Charged in:		Percent Change in Rate	Less than or equal to Index
		2021-22 (Rebalanced)	2022-23				2021-22 (Rebalanced)	2022-23		
6111	<u>Current Real Estate Taxes</u> Montgomery <u>Current Act 511 Taxes– Flat Rate Assessments</u>	30.7768	31.2045	1.39%	Yes	3.4%				
6143	Current Act 511 Local Services Taxes <u>Current Act 511 Taxes– Proportional Assessments</u>	\$5.00	\$5.00	0.00%	Yes	3.4%				
6153	Current Act 511 Real Estate Transfer Taxes	1.000%	1.000%	0.00%	Yes	3.4%				

LEA : 123464502     Lower Merion SD

Printed 6/17/2022 9:45:13 AM

<u>Description</u>	<u>Amount</u>
<b>1000 Instruction</b>	
1100 Regular Programs - Elementary / Secondary	114,577,399
1200 Special Programs - Elementary / Secondary	54,987,151
1300 Vocational Education	840,000
1400 Other Instructional Programs - Elementary / Secondary	888,236
1500 Nonpublic School Programs	10,000
<b>Total Instruction</b>	<b>\$171,302,786</b>
<b>2000 Support Services</b>	
2100 Support Services - Students	11,623,526
2200 Support Services - Instructional Staff	7,582,932
2300 Support Services - Administration	16,821,799
2400 Support Services - Pupil Health	4,323,535
2500 Support Services - Business	1,432,650
2600 Operation and Maintenance of Plant Services	21,742,685
2700 Student Transportation Services	16,846,416
2800 Support Services - Central	8,495,930
2900 Other Support Services	952,803
<b>Total Support Services</b>	<b>\$89,822,276</b>
<b>3000 Operation of Non-Instructional Services</b>	
3200 Student Activities	7,053,496
3300 Community Services	272,000
<b>Total Operation of Non-Instructional Services</b>	<b>\$7,325,496</b>
<b>5000 Other Expenditures and Financing Uses</b>	
5100 Debt Service / Other Expenditures and Financing Uses	29,912,160
5200 Interfund Transfers - Out	5,087,000
5900 Budgetary Reserve	500,000
<b>Total Other Expenditures and Financing Uses</b>	<b>\$35,499,160</b>
<b>Total Estimated Expenditures and Other Financing Uses</b>	<b>\$303,949,718</b>

LEA : 123464502     Lower Merion SD

Printed 6/17/2022 9:45:18 AM

<u>Description</u>	<u>Amount</u>
<b>1000 Instruction</b>	
<b>1100 <u>Regular Programs - Elementary / Secondary</u></b>	
100 Personnel Services - Salaries	66,378,025
200 Personnel Services - Employee Benefits	40,026,820
300 Purchased Professional and Technical Services	1,300,000
400 Purchased Property Services	192,100
500 Other Purchased Services	1,095,350
600 Supplies	5,472,280
700 Property	21,304
800 Other Objects	91,520
<b>Total Regular Programs - Elementary / Secondary</b>	<b>\$114,577,399</b>
<b>1200 <u>Special Programs - Elementary / Secondary</u></b>	
100 Personnel Services - Salaries	27,067,589
200 Personnel Services - Employee Benefits	18,406,231
300 Purchased Professional and Technical Services	3,476,993
400 Purchased Property Services	7,142
500 Other Purchased Services	5,628,129
600 Supplies	401,067
<b>Total Special Programs - Elementary / Secondary</b>	<b>\$54,987,151</b>
<b>1300 <u>Vocational Education</u></b>	
500 Other Purchased Services	840,000
<b>Total Vocational Education</b>	<b>\$840,000</b>
<b>1400 <u>Other Instructional Programs - Elementary / Secondary</u></b>	
100 Personnel Services - Salaries	503,388
200 Personnel Services - Employee Benefits	223,350
300 Purchased Professional and Technical Services	47,100
500 Other Purchased Services	65,300
600 Supplies	44,698
800 Other Objects	4,400
<b>Total Other Instructional Programs - Elementary / Secondary</b>	<b>\$888,236</b>
<b>1500 <u>Nonpublic School Programs</u></b>	
300 Purchased Professional and Technical Services	10,000
<b>Total Nonpublic School Programs</b>	<b>\$10,000</b>
<b>Total Instruction</b>	<b>\$171,302,786</b>
<b>2000 Support Services</b>	
<b>2100 <u>Support Services - Students</u></b>	
100 Personnel Services - Salaries	6,935,248
200 Personnel Services - Employee Benefits	4,148,616
300 Purchased Professional and Technical Services	232,874
400 Purchased Property Services	14,200
500 Other Purchased Services	72,000
600 Supplies	216,385
800 Other Objects	4,203

LEA : 123464502     Lower Merion SD

Printed 6/17/2022 9:45:18 AM

Description	Amount
<b>Total Support Services - Students</b>	<b>\$11,623,526</b>
<b>2200 <u>Support Services - Instructional Staff</u></b>	
100 Personnel Services - Salaries	3,964,674
200 Personnel Services - Employee Benefits	2,434,714
300 Purchased Professional and Technical Services	481,902
400 Purchased Property Services	14,550
500 Other Purchased Services	46,336
600 Supplies	627,563
800 Other Objects	13,193
<b>Total Support Services - Instructional Staff</b>	<b>\$7,582,932</b>
<b>2300 <u>Support Services - Administration</u></b>	
100 Personnel Services - Salaries	9,142,205
200 Personnel Services - Employee Benefits	6,041,157
300 Purchased Professional and Technical Services	1,046,420
400 Purchased Property Services	107,600
500 Other Purchased Services	153,550
600 Supplies	260,917
800 Other Objects	69,950
<b>Total Support Services - Administration</b>	<b>\$16,821,799</b>
<b>2400 <u>Support Services - Pupil Health</u></b>	
100 Personnel Services - Salaries	2,428,052
200 Personnel Services - Employee Benefits	1,679,726
300 Purchased Professional and Technical Services	130,250
400 Purchased Property Services	2,975
500 Other Purchased Services	870
600 Supplies	81,322
800 Other Objects	340
<b>Total Support Services - Pupil Health</b>	<b>\$4,323,535</b>
<b>2500 <u>Support Services - Business</u></b>	
100 Personnel Services - Salaries	772,986
200 Personnel Services - Employee Benefits	503,585
300 Purchased Professional and Technical Services	86,350
400 Purchased Property Services	11,000
500 Other Purchased Services	7,700
600 Supplies	14,829
800 Other Objects	36,200
<b>Total Support Services - Business</b>	<b>\$1,432,650</b>
<b>2600 <u>Operation and Maintenance of Plant Services</u></b>	
100 Personnel Services - Salaries	8,662,621
200 Personnel Services - Employee Benefits	5,725,214
300 Purchased Professional and Technical Services	1,070,000
400 Purchased Property Services	1,825,500
500 Other Purchased Services	1,671,000
600 Supplies	2,653,700
700 Property	130,000

LEA : 123464502     Lower Merion SD

Printed 6/17/2022 9:45:18 AM

Description	Amount
800 Other Objects	4,650
Total Operation and Maintenance of Plant Services	\$21,742,685
2700 Student Transportation Services	
100 Personnel Services - Salaries	7,425,112
200 Personnel Services - Employee Benefits	5,825,704
300 Purchased Professional and Technical Services	51,000
400 Purchased Property Services	212,500
500 Other Purchased Services	2,374,300
600 Supplies	948,500
700 Property	6,000
800 Other Objects	3,300
Total Student Transportation Services	\$16,846,416
2800 Support Services - Central	
100 Personnel Services - Salaries	3,039,237
200 Personnel Services - Employee Benefits	1,880,386
300 Purchased Professional and Technical Services	871,731
400 Purchased Property Services	251,094
500 Other Purchased Services	473,583
600 Supplies	1,961,849
800 Other Objects	18,050
Total Support Services - Central	\$8,495,930
2900 Other Support Services	
100 Personnel Services - Salaries	575,229
200 Personnel Services - Employee Benefits	227,574
500 Other Purchased Services	150,000
Total Other Support Services	\$952,803
Total Support Services	\$89,822,276
3000 Operation of Non-Instructional Services	
3200 Student Activities	
100 Personnel Services - Salaries	3,874,640
200 Personnel Services - Employee Benefits	1,649,102
300 Purchased Professional and Technical Services	456,229
400 Purchased Property Services	100,100
500 Other Purchased Services	261,750
600 Supplies	651,650
800 Other Objects	60,025
Total Student Activities	\$7,053,496
3300 Community Services	
300 Purchased Professional and Technical Services	260,800
400 Purchased Property Services	5,000
600 Supplies	6,200
Total Community Services	\$272,000
Total Operation of Non-Instructional Services	\$7,325,496



LEA : 123464502     Lower Merion SD

Printed 6/17/2022 9:45:18 AM

<u>Description</u>	<u>Amount</u>
<b>5000 Other Expenditures and Financing Uses</b>	
<b>5100 <u>Debt Service / Other Expenditures and Financing Uses</u></b>	
800 Other Objects	7,652,160
900 Other Uses of Funds	22,260,000
<b>Total Debt Service / Other Expenditures and Financing Uses</b>	<b>\$29,912,160</b>
<b>5200 <u>Interfund Transfers - Out</u></b>	
900 Other Uses of Funds	5,087,000
<b>Total Interfund Transfers - Out</b>	<b>\$5,087,000</b>
<b>5900 <u>Budgetary Reserve</u></b>	
800 Other Objects	500,000
<b>Total Budgetary Reserve</b>	<b>\$500,000</b>
<b>Total Other Expenditures and Financing Uses</b>	<b>\$35,499,160</b>
<b>TOTAL EXPENDITURES</b>	<b>\$303,949,718</b>

Cash and Short-Term Investments

	06/30/2022 Estimate	06/30/2023 Projection
General Fund	34,000,000	29,000,000
Public Purpose (Expendable) Trust Fund		
Other Comptroller-Approved Special Revenue Funds		
Athletic / School-Sponsored Extra Curricular Activities Fund		
Capital Reserve Fund - § 690, §1850		
Capital Reserve Fund - § 1431	6,800,000	13,200,000
Other Capital Projects Fund	20,230,000	5,230,000
Debt Service Fund	5,930,000	5,100,000
Food Service / Cafeteria Operations Fund	800,000	800,000
Child Care Operations Fund		
Other Enterprise Funds		
Internal Service Fund		
Private Purpose Trust Fund	125,000	125,000
Investment Trust Fund		
Pension Trust Fund	350,000	280,000
Activity Fund	375,000	375,000
Other Agency Fund	15,000,000	16,000,000
Permanent Fund		
Total Cash and Short-Term Investments	\$83,610,000	\$70,110,000

Long-Term Investments

	06/30/2022 Estimate	06/30/2023 Projection
General Fund		
Public Purpose (Expendable) Trust Fund		
Other Comptroller-Approved Special Revenue Funds		
Athletic / School-Sponsored Extra Curricular Activities Fund		
Capital Reserve Fund - § 690, §1850		
Capital Reserve Fund - § 1431		
Other Capital Projects Fund		
Debt Service Fund		
Food Service / Cafeteria Operations Fund		
Child Care Operations Fund		
Other Enterprise Funds		
Internal Service Fund		
Private Purpose Trust Fund		
Investment Trust Fund		
Pension Trust Fund		
Activity Fund		
Other Agency Fund		

LEA : 123464502     Lower Merion SD

<u>Long-Term Investments</u>	<u>06/30/2022 Estimate</u>	<u>06/30/2023 Projection</u>
Permanent Fund		
Total Long-Term Investments		
TOTAL CASH AND INVESTMENTS	\$83,610,000	\$70,110,000

LEA : 123464502     Lower Merion SD

<u>Long-Term Indebtedness</u>	<u>06/30/2022 Estimate</u>	<u>06/30/2023 Projection</u>
<b>General Fund</b>		
0510 Bonds Payable	220,705,000	198,445,000
0520 Extended-Term Financing Agreements Payable		
0530 Lease-Purchase Obligations		
0540 Accumulated Compensated Absences	333,552	333,552
0550 Authority Lease Obligations		
0560 Other Post-Employment Benefits (OPEB)	31,424,700	31,424,700
0599 Other Noncurrent Liabilities	468,000,000	480,000,000
<b>Total General Fund</b>	<b>\$720,463,252</b>	<b>\$710,203,252</b>
<b>Public Purpose (Expendable) Trust Fund</b>		
0510 Bonds Payable		
0520 Extended-Term Financing Agreements Payable		
0530 Lease-Purchase Obligations		
0540 Accumulated Compensated Absences		
0550 Authority Lease Obligations		
0560 Other Post-Employment Benefits (OPEB)		
0599 Other Noncurrent Liabilities		
<b>Total Public Purpose (Expendable) Trust Fund</b>		
<b>Other Comptroller-Approved Special Revenue Funds</b>		
0510 Bonds Payable		
0520 Extended-Term Financing Agreements Payable		
0530 Lease-Purchase Obligations		
0540 Accumulated Compensated Absences		
0550 Authority Lease Obligations		
0560 Other Post-Employment Benefits (OPEB)		
0599 Other Noncurrent Liabilities		
<b>Total Other Comptroller-Approved Special Revenue Funds</b>		
<b>Athletic / School-Sponsored Extra Curricular Activities Fund</b>		
0510 Bonds Payable		
0520 Extended-Term Financing Agreements Payable		
0530 Lease-Purchase Obligations		
0540 Accumulated Compensated Absences		
0550 Authority Lease Obligations		
0560 Other Post-Employment Benefits (OPEB)		
0599 Other Noncurrent Liabilities		
<b>Total Athletic / School-Sponsored Extra Curricular Activities Fund</b>		
<b>Capital Reserve Fund - \$ 690, \$1850</b>		
0510 Bonds Payable		
0520 Extended-Term Financing Agreements Payable		

LEA : 123464502     Lower Merion SD

<u>Long-Term Indebtedness</u>	<u>06/30/2022 Estimate</u>	<u>06/30/2023 Projection</u>
0530 Lease-Purchase Obligations		
0540 Accumulated Compensated Absences		
0550 Authority Lease Obligations		
0560 Other Post-Employment Benefits (OPEB)		
0599 Other Noncurrent Liabilities		
<b>Total Capital Reserve Fund - \$ 690, \$1850</b>		
<b>Capital Reserve Fund - \$ 1431</b>		
0510 Bonds Payable		
0520 Extended-Term Financing Agreements Payable		
0530 Lease-Purchase Obligations		
0540 Accumulated Compensated Absences		
0550 Authority Lease Obligations		
0560 Other Post-Employment Benefits (OPEB)		
0599 Other Noncurrent Liabilities		
<b>Total Capital Reserve Fund - \$ 1431</b>		
<b>Other Capital Projects Fund</b>		
0510 Bonds Payable		
0520 Extended-Term Financing Agreements Payable		
0530 Lease-Purchase Obligations		
0540 Accumulated Compensated Absences		
0550 Authority Lease Obligations		
0560 Other Post-Employment Benefits (OPEB)		
0599 Other Noncurrent Liabilities		
<b>Total Other Capital Projects Fund</b>		
<b>Debt Service Fund</b>		
0510 Bonds Payable		
0520 Extended-Term Financing Agreements Payable		
0530 Lease-Purchase Obligations		
0540 Accumulated Compensated Absences		
0550 Authority Lease Obligations		
0560 Other Post-Employment Benefits (OPEB)		
0599 Other Noncurrent Liabilities		
<b>Total Debt Service Fund</b>		
<b>Food Service / Cafeteria Operations Fund</b>		
0510 Bonds Payable		
0520 Extended-Term Financing Agreements Payable		
0530 Lease-Purchase Obligations		
0540 Accumulated Compensated Absences	159,437	159,437
0550 Authority Lease Obligations		

LEA : 123464502     Lower Merion SD

Long-Term Indebtedness	06/30/2022 Estimate	06/30/2023 Projection
0560 Other Post-Employment Benefits (OPEB)		
0599 Other Noncurrent Liabilities	3,668,400	3,668,400
Total Food Service / Cafeteria Operations Fund	\$3,827,837	\$3,827,837
Child Care Operations Fund		
0510 Bonds Payable		
0520 Extended-Term Financing Agreements Payable		
0530 Lease-Purchase Obligations		
0540 Accumulated Compensated Absences		
0550 Authority Lease Obligations		
0560 Other Post-Employment Benefits (OPEB)		
0599 Other Noncurrent Liabilities		
Total Child Care Operations Fund		
Other Enterprise Funds		
0510 Bonds Payable		
0520 Extended-Term Financing Agreements Payable		
0530 Lease-Purchase Obligations		
0540 Accumulated Compensated Absences		
0550 Authority Lease Obligations		
0560 Other Post-Employment Benefits (OPEB)		
0599 Other Noncurrent Liabilities		
Total Other Enterprise Funds		
Internal Service Fund		
0510 Bonds Payable		
0520 Extended-Term Financing Agreements Payable		
0530 Lease-Purchase Obligations		
0540 Accumulated Compensated Absences		
0550 Authority Lease Obligations		
0560 Other Post-Employment Benefits (OPEB)		
0599 Other Noncurrent Liabilities		
Total Internal Service Fund		
Private Purpose Trust Fund		
0510 Bonds Payable		
0520 Extended-Term Financing Agreements Payable		
0530 Lease-Purchase Obligations		
0540 Accumulated Compensated Absences		
0550 Authority Lease Obligations		
0560 Other Post-Employment Benefits (OPEB)		
0599 Other Noncurrent Liabilities		
Total Private Purpose Trust Fund		

<u>Long-Term Indebtedness</u>	<u>06/30/2022 Estimate</u>	<u>06/30/2023 Projection</u>
<b>Investment Trust Fund</b>		
0510 Bonds Payable		
0520 Extended-Term Financing Agreements Payable		
0530 Lease-Purchase Obligations		
0540 Accumulated Compensated Absences		
0550 Authority Lease Obligations		
0560 Other Post-Employment Benefits (OPEB)		
0599 Other Noncurrent Liabilities		
<b>Total Investment Trust Fund</b>		
<b>Pension Trust Fund</b>		
0510 Bonds Payable		
0520 Extended-Term Financing Agreements Payable		
0530 Lease-Purchase Obligations		
0540 Accumulated Compensated Absences		
0550 Authority Lease Obligations		
0560 Other Post-Employment Benefits (OPEB)		
0599 Other Noncurrent Liabilities		
<b>Total Pension Trust Fund</b>		
<b>Activity Fund</b>		
0510 Bonds Payable		
0520 Extended-Term Financing Agreements Payable		
0530 Lease-Purchase Obligations		
0540 Accumulated Compensated Absences		
0550 Authority Lease Obligations		
0560 Other Post-Employment Benefits (OPEB)		
0599 Other Noncurrent Liabilities		
<b>Total Activity Fund</b>		
<b>Other Agency Fund</b>		
0510 Bonds Payable		
0520 Extended-Term Financing Agreements Payable		
0530 Lease-Purchase Obligations		
0540 Accumulated Compensated Absences		
0550 Authority Lease Obligations		
0560 Other Post-Employment Benefits (OPEB)		
0599 Other Noncurrent Liabilities		
<b>Total Other Agency Fund</b>		
<b>Permanent Fund</b>		
0510 Bonds Payable		
0520 Extended-Term Financing Agreements Payable		

2022-2023 Final General Fund Budget		Schedule Of Indebtedness (DEBT)	
LEA : 123464502     Lower Merion SD			
Printed 6/17/2022 9:45:20 AM		Page - 5 of 6	
<u>Long-Term Indebtedness</u>	<u>06/30/2022 Estimate</u>	<u>06/30/2023 Projection</u>	
0530 Lease-Purchase Obligations			
0540 Accumulated Compensated Absences			
0550 Authority Lease Obligations			
0560 Other Post-Employment Benefits (OPEB)			
0599 Other Noncurrent Liabilities			
Total Permanent Fund			
Total Long-Term Indebtedness	\$724,291,089	\$714,031,089	



LEA : 123464502     Lower Merion SD

<u>Short-Term Payables</u>	<u>06/30/2022 Estimate</u>	<u>06/30/2023 Projection</u>
General Fund	38,000,000	40,000,000
Public Purpose (Expendable) Trust Fund		
Other Comptroller-Approved Special Revenue Funds		
Athletic / School-Sponsored Extra Curricular Activities Fund		
Capital Reserve Fund - § 690, §1850		
Capital Reserve Fund - § 1431		
Other Capital Projects Fund		
Debt Service Fund		
Food Service / Cafeteria Operations Fund		
Child Care Operations Fund		
Other Enterprise Funds		
Internal Service Fund		
Private Purpose Trust Fund		
Investment Trust Fund		
Pension Trust Fund		
Activity Fund		
Other Agency Fund		
Permanent Fund		
Total Short-Term Payables	\$38,000,000	\$40,000,000
TOTAL INDEBTEDNESS	\$762,291,089	\$754,031,089

LEA : 123464502     Lower Merion SD

Account Description	Amounts
0810 Nonspendable Fund Balance	292,407
0820 Restricted Fund Balance	
0830 Committed Fund Balance	13,300,000
0840 Assigned Fund Balance	12,000,000
0850 Unassigned Fund Balance	2,556,682
Total Ending Fund Balance - Committed, Assigned, and Unassigned	\$27,856,682
5900 Budgetary Reserve	500,000
Total Estimated Ending Committed, Assigned, and Unassigned Fund Balance and Budgetary Reserve	\$28,649,089